



The following document was collected and digitized by the Command History Office of the Defense Language Institute Foreign Language Center with the assistance of community service learning students enrolled at California State University Monterey Bay.

The mission of the Command History Office is to document, record, and tell the story of the Institute and the United States Army on the Central Coast of California. More information about this mission, the historical resources we curate, and services offered to the public (subject to resource limitations) can be found at www.dliflc.edu.

5

INFANTRY
DIVISION

TH

FORT ORD CALIFORNIA

Company F
RFA Regiment











**NEWSFOTO
PUBLISHING
COMPANY**

SAN ANGELO

TEXAS

MARCH - May 1954/1957

5

T
H

INFANTRY DIVISION



Fort Ord
California



Commanding General
MAJOR GENERAL GILMAN C. MUDGETT

Within the covers of this book is a short, written pictorial presentation of a period of your life which was filled with events new and strange to you. It records the strenuous, tough life you experienced at Fort Ord. These are experiences that, as the years roll on, you will look back upon with satisfaction and great pride. During this period you prepared yourself to carry out your most serious obligation as a citizen of the United States of America.

You have qualified as an efficient and effective soldier, prepared now to take your place and carry your load as a member of a team within the United States Army. To accomplish this, you have set aside certain individual liberties and privileges but, as a disciplined and trained fighting man ready when called upon to defend your country, you have assumed added responsibilities. You are a better man because of these experiences for you have de-


veloped mentally, morally and physically. You have formed new friendships, many of which will prove to be life-long ones. You have acquired added prestige and honor as a loyal, patriotic American.

You arrived at Fort Ord as a civilian. You depart as a soldier basically trained as an infantryman and prepared to continue training as a member of an Army team. You are a qualified member of the Army. Take pride in the Army and walk proudly. You share the responsibility for the reputation of this Army, one with sacred traditions and a proud and glorious history established by our predecessors, the soldiers who defended our country so successfully in the past.

I trust we will serve again, both as soldiers and citizens. Whatever your endeavors, and wherever you go, may you walk with God.



Assistant Division Commander
BRIG. GEN. CYRUS A. DOLPH III



Commanding General, Fifth Division Artillery
BRIG. GEN. JOHN D. F. PHILLIPS



Chief of Staff
COL. THOMAS N. SIBLEY



Aerial view of Fort Ord



Headquarters



New barracks completed



Service Club

HISTORY OF

Fort Ord, located in the historically rich and scenic Monterey Bay area, is one of the nation's permanent Army posts. It covers more than 28,600 acres, ranging from rolling plains to rugged hills that make it ideal for the post's Infantry training mission.

The post, named after Major General Edward Cresap Ord, is on the Monterey Bay, a few miles from the communities of Monterey, Pacific Grove, and Carmel on the peninsula, and 14 miles from Salinas, hub of a rich agricultural valley. San Francisco is 115 miles north of Fort Ord and Los Angeles is 340 miles southward.

General Ord achieved fame as an Indian fighter and Civil War commander. He served with Fremont's army and was a lieutenant when the present site of the near-by Presidio of Monterey was developed. He distinguished himself during the Civil War in the Battle of Iuka, operations against St. Petersburg and the capture of Fort Harrison.

Fort Ord's beginning dates back to 1917 when the government bought 15,324.5 acres for about \$16,000 near what is now the post's East Garrison and it was known as the Gigling Reservation. The name Gigling was that of a German family that once lived in the area. It was bought primarily for use as a maneuver area and field artillery target range for the 11th Cavalry and the 76th Field Artillery which were then stationed at the Presidio of Monterey.

Except for a well and caretaker's house in the center and a few camp-sites, no improvements were made on the Gigling Reservation until 1938.

The first real work on the reservation started under the direction of the late Colonel (later Major General) Homer M. Groninger. With the aid of the WPA he built a large camp about a mile east of the Gigling railroad spur and cleared brush areas for future construction.



The Soldiers Club

FORT ORD

In 1940, the WPA built concrete mess halls and wooden barracks and tent platforms in the East Garrison. During that same year, work began on the million dollar Soldiers' Club. It was a project that had been conceived by General Joseph Stilwell, then commanding the 7th Infantry Division. WPA grants and donations from soldiers helped finance the building which was completed in September, 1943.

On August 15, 1940 Camp Ord was renamed Fort Ord, becoming a permanent Army installation.

A building contract for almost \$3,000,000 was awarded in August, 1940, to construct barracks in the present main garrison area for the newly activated 7th Infantry Division which began training in July at Camp Ord.

During World War II, the post was a staging area for many famous fighting divisions and units. Fort Ord was visited by the 35th, 43rd, 3rd, and 27th Divisions as well as many other smaller units. At one time more than 50,000 troops were on the installation, although the average strength was about 35,000.

Following World War II, activity at Fort Ord assumed a slower pace. It became the home of the 4th Replacement Training Center in 1947. That was the framework for the re-activated 4th Infantry Division organized shortly afterward. Soon the 4th found itself in the role of training soldiers for the Korean conflict. In September, 1950, however, the 4th moved to Fort Benning, Ga., and the 6th Infantry Division was re-activated here.

In 1949 Congress appropriated more than \$26,000,000 in funds to provide the post with permanent buildings in place of temporary ones built during the war years. The building program got under way toward the latter part of that year.



HISTORY OF THE 5TH INFANTRY DIVISION





The 5th Infantry Red Diamond division was organized on 1 December 1917 at Camp Logan, Texas, and moved overseas during May 1918 to see action in the Anould, St. Die, and Villers-en-Haye sectors of Lorraine and in the St. Mihiel and Meuse-Argonne operations. After the

Armistice the division occupied Luxembourg, returning to the United States in July 1919 for demobilization.

The division came into being again on 24 October 1939 upon activation at Fort McClellan, Ala. It shifted to Fort Benjamin Harrison, Ind., in May 1940, and to Fort Custer, Mich., in December 1940, and took part in the Tennessee maneuvers August-October 1941. In September 1941 the 10th Inf. was sent to Iceland to be joined later in 1941 and 1942 by the remainder of the division. In August 1943 the 5th division moved to the British Isles.

After extensive preparations and training the division landed on Utah Beach 9 July 1944, and four days later took up defensive positions in the vicinity of Caumont. Launching a successful attack at Vidouville, the division drove on southeast of St. Lo, attacked and captured Angers, pushed across the Seine River at Fontainebleau and across the Marne to seize Rheims 30 August and positions east of Verdun. The Red Diamond division then prepared for the assault on Metz. In mid-September, a bridgehead was established and secured across the Moselle River, south of Metz in the face of very heavy opposition. On 9 November, Metz was reduced after a heavy 10-day battle.

The division crossed the German border 4 December 1944, captured Lauterbach, and elements reached the west bank of the Saar before moving to assembly areas. On 16

December the Germans launched their winter offensive and the division was thrown in against the southern flank of the Bulge, helping to reduce it by the end of January 1945. In February and March the division drove across the northeast of the Saar, cracked through the Siegfried Line, reached and crossed the Rhine River, and continued on to Frankfurt-am-Main clearing and policing the town and its environs. In April the division took part in clearing the Ruhr pocket and drove across the Czechoslovak border on 1 May, reaching Volary and Cimpeck as the war in Europe ended. The division (nicknamed "Red Devils" by the Nazis) had credited 270 days in combat.

Returning to the United States the division was inactivated at Camp Campbell, Ky., on 20 September 1946. It was reactivated 15 July 1947 at Fort Jackson, S. C., and served as a basic training division until was inactivated 30 April 1950. Again the division was reactivated as a basic training division at Indiantown Gap, Pa., on 6 April 1951, and later inactivated on 1 September 1953. Finally the Red Diamond division was reactivated on 25 May 1954 at Augsburg, Germany, to serve as part of the US Forces in Europe under NATO.

While serving in Southern Bavaria, the division constantly underwent field training to remain at the peak of combat readiness. As a portion of the US military might available to NATO the division participated in extensive maneuvers and unit training exercises.

During January, February, and March 1956, the 5th changed places with the 11th Airborne Division as part of "Operation Gyroscope" coming to Fort Ord, Calif.



THE TRANSITION

The transition from civilian to soldier is achieved with amazing swiftness. Immediately the new arrival is fully clothed and equipped; his hair is promptly cut; he is immunized against disease. In brief, he is quickly prepared to begin learning the trade of the U.S. infantryman.











NEW SKILLS. . . .

One of the first lessons the trainee learns is pride in the uniform. Similarly, inside his barracks, he learns the importance of teamwork and cooperation, both of which will prove indispensable in the training ahead.






NEW LODGING



ARMY LIFE



The classroom



Traveling on foot

If the first few days of the new soldier's life are strenuous, the eight weeks ahead will not be much different. For the trainee has many things to



REALLY BEGINS

Lecture and demonstration

learn. He must learn the machine-gun, the bayonet, the M-1 rifle, chemical warfare and a long list of allied subjects as well.



Practice, over and over again



Learning by experience



Stay awake!



Bull's-eye



On guard!



MILITARY DRILL



Steady!

Immediately upon the trainee's arrival, training in military drill begins. Fundamentals come first. They involve movements of arms and legs. Next the trainee must learn to drill in unison with his squad. By degrees, then, he advances to platoon and company drill, battalion and regiment. Here, too, teamwork is foremost.



Dress right!



Cover!



Parade rest!



Cadence count!



Left, right — left, right!

PHYSICAL TRAINING

Good morale is closely related to physical fitness. Because, the well-conditioned soldier has confidence in his own ability and in that of his unit. Thus physical training is an integral part of the trainee's life.





Close fit is essential

The soldier must be ever alert to the possibility of enemy gas attack. For this reason every trainee learns to identify various chemical agents; he learns their characteristics as well as the proper protective measures against such agents. During instructions the importance of the gas mask is repeatedly emphasized. So also is the swift application of first aid.

Learning what it's like in . . .



the tear gas chamber



C B R



Training in map reading and compass is designed with two purposes in mind: first, to enable the soldier to properly orient himself at all times; and second, to enable him to move from one geographical location to another when conditions demand.




Magnetic north!



Again lecture and demonstration



MAP READING



U.S. RIFLE

The butt



The rifle caliber .30, M-1 is the basic arm of the United States infantryman. So the trainee must concentrate on mastering this weapon. In order to do so he devotes approximately a fourth of his time learning to fire the M-1. Though weighing only

The trigger housing group



The trick is in knowing how



CAL. 30, M-1


nine pounds, the M-1 is highly accurate at long range and capable of great firepower. Instructions in care and use begin logically with assembly and disassembly.



Where does this part go?



The prone position




The loop gives support



Sighting & Aiming

From the classroom the trainee moves out to the Rifle Instruction Circle (RIC). Here he begins to learn the four basic firing positions—standing, kneeling, sitting and prone.

Before going on the range the soldier must know what to look for when he peers through the sights of his M-1. Further preliminary instructions include sight pictures, triangularization boards and how to use the sighting and aiming bar.



The coach-and-pupil method



and Positions



EXPERT QUALIFICATION BADGE

213	210
195	200
200	205

BATTLES ARE WON BY SOLDIERS WHO SHOOT. THIS BADGE IS THE MARK OF A SOLDIER WHO SHOTS WELL. WEAR IT PROUDLY, SOLDIER!



Trainees await their turn



ON THE

After the RIC the next phase of rifle training is enacted on the 1,000-inch range. Here for the first time the trainee uses live ammunition. And here he begins to apply principles learned in previous drills.





RANGES

The real test of the trainee's proficiency with the M-1 takes place on the known-distance range. Now he formally qualifies for record at distances of 200, 300 and 500 yards. All he has learned—correct breathing, trigger squeeze, proper positions—is brought into play



Blackening sights



The score





Transition

With firing on the known-distance range behind him, the trainee is now ready for marksmanship in the field. Transition firing presents new problems under new conditions. Gone is the familiar bull's-eye. Now the trainee is confronted with life-sized targets that leap up without warning, at unexpected distances. On the transition range accuracy alone is not enough. It must be coupled with instant reflexes.





There it is!

Firing



THE CARBINE



The carbine offers the ground soldier a comparatively light rapid-firing weapon characterized by accuracy at close range. Training in the care and use of the carbine is similar to that for the M-1.

The prone position, by the numbers



The coach-and-pupil method again



SIGNAL COMMUNICATIONS


Communications are the nerves of an army. Trainees must be familiar with at least the problems involved in establishing them. Instructions in signal communications cover the use of the field telephone, sound power phone and the handie-talkie. They also include how to lay telephone wire under combat conditions.



Learning to use the field telephone



... and the handy-talkie



ROCKET

An overall view of firing line and targets




The rocket launcher is operated by two men functioning as a team. All trainees must be familiar with the launcher; for it furnishes the ground



Masks protect eyes and face



The rocket launcher is operated by two men



LAUNCHERS

soldier with a weapon of tremendous striking force, one especially potent against hostile tanks and armored vehicles.



A perspective view of the firing line




CLOSE



In attack the mission of the infantryman is to close with the enemy and either capture or destroy him. This principle is the nucleus of instructions in close combat.

Crawling cautiously forward — then the assault





COMBAT



In conjunction the trainee is taught the value of teamwork and firepower when attacking an objective. He learns how to utilize supporting fire and terrain as well.



The hand grenade is used in close





Rest!

On guard!



The bayonet course

BAYONET

The bayonet is essentially an offensive weapon; so aggressiveness is the watchword throughout. Skill with the bayonet promotes confidence and enables the soldier to defend himself, disarm his enemy and destroy him.





The bayonet charge

TRAINING



HAND GRENADES

The hand grenade is essentially a close combat weapon. Trainees receive intensive schooling in the three types of grenades—fragmentation, concussion and smoke.



Attaching the rifle grenade



RIFLE GRENADES

Gunpowder instead of muscle is the propelling force behind the rifle grenade. Its range and impact are therefore greater than those of the hand grenade. Capable of both high angle fire and flat trajectory fire, the rifle grenade greatly intensifies the infantryman's firepower.





The squad is the basic tactical military unit. Accordingly each member of the squad must be well trained in the rudiments of ground warfare. All trainees practice maneuvering day and night with their squads. Battle conditions are closely simulated.




After the barrage, the attack


Inching forward



SQUAD

Closing in on an enemy strongpoint





TACTICS



Demonstrator with oversized gun



THE LIGHT

High rate of fire is a characteristic of the light machine gun, caliber .30. Extremely mobile, it gives the infantryman a powerful weapon on either defense or offense. Training covers field-stripping, head-spacing and actual firing.

Trainees practice field stripping



Pasting up targets

MACHINE GUN




Loading belts



FIELD SANITATION

Life in the field can be relatively pleasant—provided certain rules are observed. All trainees must learn to maintain standards of cleanliness and sanitation, even under adverse conditions. The health and comfort of troops depend on observance of such standards.




The lister bag for purified water



CHOW IN THE FIELD

Today food served by the army is both healthful and appetizing. During the more active phases of training nothing is so welcome to the soldier as sight of the field kitchen with steaming hot chow.



CAMOUFLAGE & CONCEALMENT



Foliage, shadows, terrain—these are the basic tools used in effective camouflage and concealment. By means of lecture and practice in the field trainees learn how to camouflage positions, vehicles and emplacements. They learn valuable tricks and deceptions which fool the enemy and lead to his destruction.



Camouflaging a fox hole

B I V O U A C



The trainee must learn how to adjust himself to life in the field. Bivouac is useful in this respect since it embraces the full scope of outdoor life. It shows the trainee first-hand what conditions in the field are like and teaches him how to cope with such conditions.



A cold drink is a welcome tonic

MINES AND



Probing for mines with bayonets



Ignorance of mines and booby traps can be hazardous. Thus all trainees must be familiar with the characteristics and uses of these weapons. After lecture and



BOOBY TRAPS



How to make a booby-trap out of a grenade

demonstration, trainees practice in the field. They learn how to detect enemy mines and booby traps and they learn how to neutralize them.



The mine detector in operation





Navigating warily under barbed wire

INFILTRATION COURSE

The Infiltration Course as viewed by the machine-gunner



The painstaking process of crawling forward



Each trainee must pass through the infiltration course. Here he crawls cautiously forward on his stomach while machine-gun bullets sail overhead. Introduced to the sound and smell of battle on the infiltration course, the soldier is thus steeled against the initial shock of combat.



A simulated shell burst



OFF-HOUR

The Army maintains a reasonable balance between work and play. Excellent recreational facilities are available on post. They include libraries, tennis courts, golf courses, gymnasiums, baseball diamonds and gridirons. After the first four weeks, passes into town are a welcome break in the routine.



A striking backdrop of sea and mountain



The harbor of Monterey



ACTIVITIES



The Post Library is well stocked




S P O

Sports within the Army are traditionally popular; and competition is keen. The will-to-win promoted by athletics is characteristic of the soldier.



RTS



PHYSICAL TRAINING TEST



Pull-ups




Strengthening the midriff

In order to withstand the rigors of ground warfare, the soldier must have determination, stamina and well-conditioned body. Physical training tests decide if the trainee is thus qualified.



Push-ups



PROFICIENCY TESTS



Trainees check their knowledge of the compass

Proficiency tests are a concentrated capsule review of the soldier's basic training. They indicate whether or not the trainee has absorbed the fundamentals of the infantryman's trade. Having successfully passed these tests, the soldier is then ready for more technical and advanced training.



Loading the rocket launcher



A check for windage



Frequent inspections cover barracks, equipment, clothing and the trainee himself. Inspections help maintain the high standards characteristic of the military profession. They advance morale and so the general effectiveness of the soldier.

INSPECTIONS




Practice company formation



Forming for review

PASS IN REVIEW



Division review on Armed Forces Day.

PHASE OUT



When the trainee completes his basic training his service record is brought up to date and his equipment thoroughly checked. Meanwhile he stands by for the next assignment, ready for stateside duty or work overseas. In either case he departs a qualified member of the United States Army.



FAREWELL FORT ORD





THE SOLDIER'S PRAYER

Almighty God, Our Heavenly Father, though dedicated throughout our lives to the cause of peace, we now begin to learn the course of war. In Your Name, and in defense of Your doctrines, we now exchange the pen for the sword, the book for the gun, the warm and friendly comforts of home for the cold and trying hardships of the field.

At this time we pray for strength to follow in the footsteps of the founding fathers in proclaiming anew the right to live, to work, and worship in

freedom. Guide us so that we may train and grow into men endowed with courage, steeped in honor, rooted in deep patriotism, and consecrated to the Divine principles of human rights. Imbue us with a greater love and respect for Your Holy Name. And in all things teach us to conduct ourselves so to merit Your continued favor upon us, our homes and our nation.

Be Thou ever near us in all our endeavors and finally, through Thy Grace, grant us peace and victory. Amen.

R

F

A

REGIMENT



MESSAGE FROM COLONEL MANESS

My congratulations to you upon successfully completing a difficult and significant phase of your military training. During your period of active duty with the RFA Regiment you have been taught the basic skills of the Infantry Soldier and have become proficient with his weapons. In addition to your newly acquired military knowledge you have made new acquaintances which may mature into life-long friendships. You are now able to assume responsibilities in your hometown as a well-trained citizen-soldier. Keep in mind the three major attributes of leadership listed by General Maxwell D. Taylor and utilized as the RFA Regimental motto: "Character, Professional Competence and Human Understanding." Continue your training faithfully and be prepared to accept ever-increasing leadership positions in your Reserve Unit and your community.




LEWIS E. MANESS
Colonel Infantry
Commanding

R
F
A

REGIMENT

VIRTUS

the crest



the shield



VIS ET

the insignia



VERITAS

RFA REGIMENT

COAT OF ARMS

INTRODUCTION: The following is an explanation of the regimental coat of arms:

REGIMENTAL CREST:

On a wreath of blue and gold is a lone Cypress Tree which signifies the place of origin of the RFA Regiment. The Cypress tree is a replica of the one found at Cypress Point in Monterey, California.

SHIELD:

The shield of the regiment depicts the story of its origin, mission and purpose. On the upper left hand corner, imbedded on a blue background, is the crest of the 20th U. S. Infantry. This signifies that the personnel of the RFA Regiment originally came from the 20th.

On the upper right hand corner, in black, is the Infantryman's helmet, on which is superimposed a lamp of knowledge in silver. This denotes the mission of the regiment which is to

instill in each member an adequate background of military knowledge.

At the base of the shield, in a field of green, is the Minute Man, amid a background of 13 stars, symbolic of the citizen-soldier who determined the fate of our nation during the Revolutionary War of 1776.

MOTTO:

The motto, *Virtus, Vis et Veritas*, the nearest Latin translation of the words used by the Army Chief of Staff, General Maxwell D. Taylor, in a speech given at the Citadel. At that time he listed the three most important attributes of great American military leaders: "Character, Professional Competence and Human Understanding."

REGIMENTAL INSIGNIA:

The distinctive insignia represents a replica of the shield. At its base is encrolled the regimental motto.

MISSION

The right and obligation of all able-bodied citizens to bear arms in the service of the Nation has been recognized from the earliest colonial times. The colonists realized that there were two possible ways for a nation to maintain its military strength. One was to determine the forces needed in case of war and set up a regular army establishment. The second method was to maintain a relatively small standing army in peacetime and reinforce them with a strong reserve force — the principle of the citizen-soldier.

The first test came with the Revolutionary War in 1776 where the Minute Men determined the fate of our nation. This was followed by the War of 1812, the Mexican War, the Civil War, the Spanish American War, the First World War, the Second World War and finally the Korean conflict. In all of these skirmishes our civilian-soldier came to arms from the factories, farms and schools, to win the victories that preserved our way of life.

Congress, realizing in this unstable world that only the might of a nation would keep the peace, passed the Reserve Forces Act on 9 August 1955. The purpose of the Act was to improve the measures by which our reserve forces could be so organized and trained, so that in the event of war they could be utilized quickly to augment

the active forces in combat and to carry out defense and internal missions in the United States. The Act offers the youth of this country a means of discharging their military obligations without seriously disrupting their careers or education.

On 1 April 1956, another chapter in the long history of our nation unfolded when a new regiment joined the rolls of the U. S. Army. Because of its primary mission of training the six-month reservists, the unit adopted as its name, "The Reserve Forces Act Regiment."

The first group of the Reserve Forces Act volunteers were graduated from their six months of training in a retreat ceremony on Thursday, 15 March 1956. Eighteen volunteers from Company A returned to their homes as civilian-soldiers, guardians of our nation. It was a small group, but they set the precedent and paved the way to this important military training program, the success of which depends on their leadership and those to follow.

They will become members of the Reserve, a traditional American way of life, following in the Spirit of the Minute Men of 1776. They are the citizen-soldiers who have always come to the aid of their country in the time of need and who have won the Nation's great battles.

REGIMENTAL STAFF

Seated, left to right: 1st Lt. Wesley G. Jones, Actg. Adjutant; Chaplain (Capt.) Herold G. Lohrmann, Regimental Chaplain; Major James H. Shaw, Executive Officer; Colonel Richard J. Stillman, Commanding Officer; Captain Martin Markley, S-3; Captain Earl S. Smith, S-4. Second Row: 1st Lt. Frank O. Miller, Jr., Asst. S-3; 1st Lt. William H. Hornish, CO, Hq. & Hq. Co.; 1st Lt. Frank M. Rasbury, Jr., Asst. S-4; 1st Lt. James R. Julian, A & R Officer; 2nd Lt. Jack T. Perkinson, Asst. Information Officer. Back Row: 1st Lt. Paul E. Pence, Asst. S-3; CWO Francis M. Wischer, Personnel Officer; 1st Lt. Arthur F. Fischer, Asst. S-3; 1st Lt. Lee C. Sammis, Information Officer; 1st Lt. John Filucci, Asst. Adjutant.



RFA



FIRST BATTALION

Left to right: 2nd Lt. Gerald E. Brinkhurst, Asst. Adjutant; Major Roy G. McCracken, Executive Officer; Lt. Colonel Franklin V. Johnston, Jr., Commanding Officer; 1st Lt. Wesley G. Jones, Adjutant; Captain Chester W. Van Orman, S-3.



SECOND BATTALION

Left to right: SFC Juan P. Santiago, S-4 Sgt.; SFC Emmet A. Abels, Opns. Sgt.; Capt. Lorenzo D. Laughlin, Jr., S-3; Maj. James H. Shaw, Commanding Officer; Capt. Chester C. Myers, Executive Officer; M/Sgt. Cecil L. Shafer, Sgt. Major; M/Sgt. Pedro Rodriguez, S-3 Sgt.

REGIMENT

Armed Forces Herald

MONTEREY, CALIFORNIA, AUGUST 1956

Reserve Forces Act Regiment Big Hit With Brass and EM

First All-RFA Unit Indicates Success Of Unique Program

RFA is here to stay. That is the current opinion among members of the Reserve Forces Act Regiment at Fort Ord.

But it's been a struggle and still is. That opinion has been a long time in the making.

Ever since its inauguration by an Act of Congress on August 9, 1955, the RFA program has been on trial. Initial publicity was sluggish. The first RFA companies formed during October at Fort Ord were composed largely of draftees, up to 80 per cent.

By January, the percentage of RFA recruits had climbed over the half-way mark. July is the first month during which an all-RFA company has been formed.

These growing pains reveal a curious fact about the RFA program. There was nothing in the act to assure it would work. RFA is an entirely voluntary system.

Key to New Look
RFA is the key to part of our "new look" military strategy. For the program is designed to supply the bulk of manpower to the vast ready reserves this country must maintain. In effect, the RFA training groups must be advertised, public relations men and top-notch instructor-cadre all rolled into one.

As Col. Richard J. Stillman remarked, "Our best recruiters are the trainees themselves." One corporal who lives on the Peninsula convinced four of his buddies to join up after he had finished training with the Fort Ord regiment.

What distinguishes RFA training from other Army training? Pvt. Vincent Alonge, Co. E, RFA Regt., has this to say about it: "It's kind of rough sometimes but one thing I like — we're guaranteed eight hours sleep every night. They turn out the lights at 9:15 every night whether you're in bed or not. No one else gets that guarantee." Pvt. Alonge was sent to the regiment from his reserve armor unit in Arizona. He is going to Fort Knox for advanced armor training.

"These men are way ahead of the average," said M/Sgt. Theodore J. "Short" Foss, the mess steward of Charlie company. "These men are the best I've seen in 20 years in the mess hall. They are sharp, they listen, they understand the first time, they look for something constructive to do. I'll bet I can put five points on each one of them in the first two weeks."

On the whole, the RFA soldier is younger and has received more education than the average draftee. One of the unusual aspects of the program enables an individual to continue his education. If he desires, with only a month's break in his schooling.

Hand-Picked Cadre
Last October, the average RFA GT score, the Army's IQ quotient, was in the nineties. Recently, however, the scores have climbed up into the 110 bracket.

What about the cadre? They are all thoroughly screened and virtually hand-picked by the CO after personal interviews. Seven permanent party men are Battalion veterans, two are Congressional Medal of Honor holders, one is among the world's top 100 experts, another has so many ribbons and such a zany career that he made the September issue of "Sesg" magazine as the "Army's bravest screwball."

M/Sgt. Edward J. Britt, Col. Stillman, because he picks his staff, treats them like a family. He is more liable to put a hand on your shoulder than confine himself to the customary formal courtesies. In fact, Stillman's manner and personality are reflected throughout the regiment, giving it a character unique among Army units.

Col. Stillman is a man of short, wiry stature and a warm, angular face. His technique of command is firm and cordial, positive but never gruff. As M/Sgt. Garry J. Anloff put it, "I have never heard the colonel say a negative thing since I've known him. If he barks his shin, he won't cuss like the usual soldier; he'll find something constructive to say about it."

Stillman Teaches
Stillman's broad background resulted in his being invited to teach a course in business management and investments at the night school of Monterey Peninsula College. Currently he is chairman of Boy Scout Troop 100 at Fort Ord.

In civilian life, Stillman would make a whiff of a personal relations man. In the Army, he'll have a star before too long.

Stripped to his T-shirt, the agile colonel led his regiment in PT testing, not long ago, with 400 out of 500 possible points — that at the age of 33. Not to mention the fact that he will take all comers armed with a ping-pong paddle. He's been giving M/Sgt. Robert E. Quamme a rough time in the Charlie Company day room.

In every GI's mind, of course, the old man and his staff have got it knocked. All day long, train, train, train, stop, wait, run, halt; the cadre's got you over a barrel. Ask M/Sgt. Everton how much time he spends away from the company, or ask any cadreman what he's doing studying training manuals at 11 p.m. Staff training is one of the roughest assignments you can get. But it's probably one of the most decorated group found assembled in any unit.

Best Company
A good sense of strategy was shown by the staff when they withdrew the regiment from Post Best Company competition until the unit was up to full strength. When they reentered, "Will Do" Charlie Company captured first place mess award and second Best Company honors.

Although the regiment's basic mission is to train leaders and instructors for reserve units, RFA has been battling its way to baseball fame in the Special Troops League. On July 12, the "Minutemen" clinched their 12th consecutive victory and the league championship in a tilt with 4023 SU. You couldn't find a man bugging out in the regiment that day; they were all at the game, with the colonel leading the cheering section.

In the championship 6th Army Rifle and Pistol team, the RFA contributed four men out of the 18 from Fort Ord, who helped to win the All-Army competition at Fort Benning in May.

There is little wonder, then, that RFA is going all the way to make military history.



Officers and Non-Commissioned Officers of the RFA Regiment in the "Home Stretch" of the twice-weekly two mile run. All eligible administrative personnel are required to participate in a prescribed physical fitness program.

The RFA Regimental Softball Team, winner of the 1956 Special Troops League.



The RFA Regimental Choir under supervision of the Chaplain is well received at Sunday services in the RFA Chapel.

RFA Basketball Team, runnersup in the Fort Ord Separate Units League, 1956, scores again.



RFA Regiment Touch Football Team, the untied, unscored-on winners of the Fort Ord Separate Units League, 1956.

COMPANY F

RFA REGIMENT

FORMATION DATE: 21 January 1957 — GRADUATION DATE: 16 March 1957



2/LT. HEBER N. PADGET
Executive Officer



1/LT. H. B. NEUMANN
Company Commander



2/LT. PHILIP H. KOONCE
Platoon Leader



M/SGT. ROY L. ROSE
First Sergeant



M/SGT. BURTIS E. DAVIS
Platoon Leader



SFC ROY GUNTER
Mess Steward



SFC TRAVIS TONEY
Supply Sergeant



SFC WILLIE NELSON
Asst. Supply Sergeant



SFC JOHN ALLCHIN
1st Platoon Sergeant



SFC BILLY D. McCARTY
Company Clerk

YOUR COMPANY ALBUM



M/SGT. ALVIN BELL
Field 1st Sergeant



SFC RICHARD W. CHAMBERS
2nd Platoon Sergeant



SFC RICHARD L. KEIFER
4th Platoon Sergeant



SFC ARTIE J. ARMSTRONG
3rd Platoon Sergeant





Charles J. Adair
 Winford Adams
 Edward L. Allen, Jr.
 Dennis L. Anderson
 Donald L. Anderson



Douglas K. Anderson
 Charles C. Annis
 Ronald J. Arceneaux
 James T. Armstrong
 Amos J. Avila, Jr.



Ralph A. Baca
 Donald L. Bade
 Leonard G. Bakken
 Thomas E. Barnes
 Richard A. Barr



Dan D. Barth
 Norman E. Bates
 William M. Bateson
 Pete Bedia
 Lessel D. Beeler




Fred L. Beesley
 Roland W. Behr
 Gene D. Bennett
 Darrel W. Bingham
 Percy Blake, Jr.

PHYSICAL TRAINING

AND

MAP READING



5

Jack W. Blank
Ronald D. Boadwine
Warren A. Bogle
Charles S. Bonneau
Robert G. Boyer



Robert E. Braun
Myron P. Bredy
Hoyt W. Brewster, Jr.
Boyd N. Brown
Geoffrey M. Brown




Michael W. Bruen
Kenneth R. Brusseau
Roger F. Brusseau
Neil V. Bruun
Frederick E. Burge



Ivan L. Caldwell
Norman L. Campbell
William H. Chadwick
Robert L. Chartier
Lawrence Chase



Garland V. Christiansen
Larry R. Christy
David Cimino
Curtis Clark
Robert N. Clark





5
MACHINE GUNS
AND
OPEN HOUSE





Christopher Clegg
 George L. Clements
 Lewis W. Cobb III
 William J. Collingwood
 Donald H. Collins



Curtis Combs
 Arthur P. Contreras
 George R. Covert
 James T. Craig
 Donald D. Critelli



Michael M. Crowley
 William D. Curtis
 Kenneth M. Cutler
 John P. Dal Poggetto
 Donald T. Daly




Dean A. Dana
 James H. Daugherty
 Eugene H. DaVico
 Bobby J. Dennis
 Theron R. Driever



Leandro G. Duran
 William T. Eccles
 William E. Eggert
 Pedro Elizalde
 Theodore L. Elliott



**FIELD CHOW
AND
GRENADES**



5

Doyle J. Ellis
Alfred L. Elsberry
Lavelle Emerson
Ronald D. Eslinger
Kirk S. Eyer II



John M. Farrell
Robert S. Feinberg
Vincent Fernandez
Ross C. Fillmore
Arlen L. Fish




William M. Fish
Allen R. Flower
Guy J. Ford
George L. Foster
Paul E. Gannon



Albert Y. Garcia
Edward P. Garcia
Ronald F. Gardner
Robert A. Gilbert
Lee R. Glass



Donald P. Goff
Robert P. Gongaard
Daniel M. Green
Vern E. Grimshaw
Kenneth A. Hadley





THE M-1 RIFLE
AND
DISMOUNTED DRILL





Larry G. Hammond
 Michael P. Handley
 Richard H. Hanson
 Gerald L. Hardick
 David E. Hardy



Thomas H. Harris
 William R. Hart
 William H. Hawkins
 Daryl D. Heathers
 Gale B. Hepworth



Jan F. Herr
 Richard H. Hibler
 Marshall D. Higgins
 James C. Homewood
 Michael G. Horgan



Bryant T. Horton
 Aubrey D. Houchen
 Earnie L. Hoylman
 Roger W. Hruby
 Donald L. Huffman



Clyde Hurns
 Joseph L. Jackson
 Bernard V. Jacobs
 Gerald T. Jacobsen
 Lawrence C. James



**TRANSITION FIRING
AND
C B R**





5
Arestedes N. Jatos
John A. Jenkins
Gerald D. Jensen
Lawrence A. Jensen
Robert S. Jensen



Charles A. Johansen
Douglas D. Johnson
Lynn A. Johnson
Thomas R. Johnson
William R. Johnson



Neal T. Johnston
Charles L. Jolley
David Kashakes
Clifford A. Kaufman
Edward J. Keeley, Jr.



Wesley T. Kelley
Robert T. Kehrler
Wayne F. Kendrick
Donald A. Kidd
Gale O. Kimmel



David J. Kruger
David C. Kuzmer
William F. Lantz
Edward S. Larsen
Frederick H. Leuszus





PHYSICAL TRAINING TESTS
AND
ROCKET LAUNCHER






Don A. Lee
 Richard J. Leron
 Glenn C. Lewis
 LeRoy F. Liebich
 Robert G. Lockamy



Guy J. Logan III
 John P. Lombardi
 Francisco M. Lopez
 Leon K. Lowry
 Harvey K. Lynn



Tony Manrique
 Roy S. Marks
 Willie L. Marshall, Jr.
 Donald L. Martin
 Jack D. Martin



Dale E. Mason
 Joseph D. Mastroluca
 Roy W. May
 Sam H. McCallister
 William T. McMurdo



Richard O. McNamara
 Duane C. Meidinger
 Joseph C. Merrill
 Gary H. Miller
 Paul S. Milligan



Pete C. Mireles
Charles M. Montgomery
Joseph Morales, Jr.
Glenn C. Moran
Gerald A. Mullins



Michael S. Murphy
Robert M. Murphy
Burton H. Nelson
Kyle B. Nelson
DeWayne E. Newman



Wayne O. Norton
Kenneth M. Olney

5



Harold C. Olson
Herman Owens, Jr.



Paul R. Pacheco
Carlos Pantoja
Irven L. Paulsen
Richard C. Pavan
Frank J. Peacock

William B. Pearce III
Joseph R. Peck
Donald I. Pendleton
Allen R. Perry
Gerald K. Perry



Robert J. Perry
Joseph S. Pettibone
Gary W. Pimlott
Melvin G. Pitcher
Boyd W. Poole



Matthew J. Pozega
Robert D. Preece
Paul D. Presley
Gary L. Prouty
Kenneth R. Putnam



John W. Rainwater
Harry E. Randolph
Gerald S. Rees
Vern R. Reidhaar
Richard A. Reichsfeld



Delbert W. Rhoan
George V. Richins
Kenneth L. Robbins
Frederick A. Robinson
Robert B. Robinson





Robert L. Robinson
Samuel P. Robison
Richard W. Rouke
Joe C. Ruiz
Gaillard A. Russell



Gary P. Ryska
Norman C. Sanderson
Foy J. Sargent
Frank S. Sermon
David J. Schomer



DeGraffenried Scott
George L. Shail
David A. Sherman
Edward M. Shiners
Erwin H. Single



Albert D. Smith
Keith M. Smith
Norman R. Smith
Walter L. Smith
Dennis L. Smither



Wayne E. Sohm
Harold E. Steinbeck
Thomas D. Sullivan
Ronald E. Summers
Vaughn N. Swart



Norman A. Thomas
Clark N. Thomason
William M. Trantham
Richard A. Waddell
Oscar L. Walker



Thomas G. Wall
James M. Watson
Robert L. Welborn
Willis R. Whittle
Merle E. Williams



Otis Williams
Warren W. Williams
Frank D. Wingo
Albert L. Witherspoon
Boyd W. Woodhouse



William H. Young
Donald T. Younger

PICTURES NOT AVAILABLE:
Robin N. Huntley
Robert H. Johnson
Willard L. Knutson
Gordon L. Meling
Ray M. Rocha
Stephen D. Travis
George L. Villas



GO ARMY... AND GROW!

YES...soldiers grow in the Army! With basic done, each member of this graduating class leaves a bigger man. A man who has grown in self-confidence, in team spirit, in know-how. And with his new assignment, each man will *continue* to grow, enjoying new opportunities—broadening horizons. The following pages show how this class will *make* time, not mark time, in the Army!

GROWTH THROUGH

ARMY SCHOOLS teach more different kinds of subjects than perhaps any other single school, college or university in the world. In the vast network of Army technical schools, over 500 courses are offered—everything from accounting to welding. Those trainees taking technical courses are taught by top professionals. In their classrooms and laboratories, they use the most modern equipment in the world. Still other trainees are taught on the job itself. They learn by *doing*.

Whichever training a soldier is given, one thing is certain—he will grow into an expert in his field, with the skill that assures a job well done.

Surveying his Army future




JOB TRAINING



Focusing on a Medical Career

Mechanics tune up for a smooth running job



GROWTH THROUGH TRAVEL

THE ARMY PROVIDES many travel opportunities. Assignments taking a soldier to various parts of this country may be only a prelude to a tour overseas... where a soldier will have ample time to really explore an exciting foreign land. Wherever his duty takes him, he will see new sights, learn new customs, make new friends. Traveling and observing different ways of life give a soldier a new perspective on his own.



A relaxing moment in Japan



On the slopes in a foreign land



A birdseye view of a German town

GROWTH THROUGH EDUCATION



"Here's a good course for you!"

THERE ARE three Army roads to knowledge. First—the United States Armed Forces Institute, which conducts the largest correspondence school in the world. Through USAFI, thousands of soldiers finish their high school education. A second Army program offers courses at many civilian schools and colleges which may be attended in off-duty time. An ambitious soldier may even get his college diploma by this method. Finally, there are Education Centers in hundreds of Army camps and posts, daily teaching subjects the soldiers themselves have chosen. Through these three programs, soldiers have an opportunity to carry their education just as far as they wish.




"Hey, we passed!"



"Read any good books lately?"


GROWTH THROUGH CHARACTER GUIDANCE



THE SPIRITUAL and moral character development of every soldier is extremely important to the Army. The opportunity for a soldier to worship in his own religious faith is a fundamental part of Army life. Many active programs are conducted by Protestant, Catholic and Jewish chaplains. There is always a sympathetic counselor ready to help any soldier with his religious or personal problems.

In addition, Army discipline builds the moral fiber of each soldier. It is discipline that develops self-control, self-respect, and self-reliance—discipline that creates clean-minded, clean-living soldiers.

The Army's character guidance program, with its strong spiritual and moral foundation, serves as a valuable lesson in developing good citizenship in every soldier.



GROWTH THROUGH LEADERSHIP

THE ARMY is eager to develop young officers from enlisted ranks. Its Officer Candidate Courses are always open to properly qualified enlisted men. While every soldier cannot become an officer, each man has an equal chance and each will be given promotions as they are merited. With every step up the ladder, a soldier becomes capable of handling greater responsibility. His self-confidence increases and so does his stature as a leader. He knows what it means to "Go Army...and grow!"






TO THE PARENTS:

CONGRATULATIONS! With the completion of his basic training, your son has taken an important step forward. He will now have the chance to grow in the many areas we have already indicated. When he comes back to you, he'll be a bigger person in every way. You'll notice the difference and be proud of him. And should he reenlist at the end of his present term, he will be eligible for any opportunities he may now have missed. He will have an opportunity to choose his technical training, his branch of service or his travel—new opportunities to plan a rewarding service career.

The next time your son is home, why not discuss the possibilities of an Army career with him? Weigh the pros and cons together. Compare his prospects in civilian life with the many benefits the Army offers...benefits that increase with service. The Army provides a rich and rewarding future... a career worthy of the most serious consideration by both you and your son.









WILEY-INTERSCIENCE
A JOHN WILEY & SONS PUBLICATION