



The following document was collected and digitized by the Command History Office of the Defense Language Institute Foreign Language Center with the assistance of community service learning students enrolled at California State University Monterey Bay.

The mission of the Command History Office is to document, record, and tell the story of the Institute and the United States Army on the Central Coast of California. More information about this mission, the historical resources we curate, and services offered to the public (subject to resource limitations) can be found at www.dliflc.edu.

5

INFANTRY
DIVISION

TH

FORT ORD CALIFORNIA

Heavy Mortar Company
Second Infantry Regiment











**NEWSFOTO
PUBLISHING
COMPANY**

SAN ANGELO

TEXAS

MARCH - May 1954/1957

5

T
H

INFANTRY DIVISION



Fort Ord
California



Commanding General
MAJOR GENERAL GILMAN C. MUDGETT

Within the covers of this book is a short, written pictorial presentation of a period of your life which was filled with events new and strange to you. It records the strenuous, tough life you experienced at Fort Ord. These are experiences that, as the years roll on, you will look back upon with satisfaction and great pride. During this period you prepared yourself to carry out your most serious obligation as a citizen of the United States of America.

You have qualified as an efficient and effective soldier, prepared now to take your place and carry your load as a member of a team within the United States Army. To accomplish this, you have set aside certain individual liberties and privileges but, as a disciplined and trained fighting man ready when called upon to defend your country, you have assumed added responsibilities. You are a better man because of these experiences for you have de-


veloped mentally, morally and physically. You have formed new friendships, many of which will prove to be life-long ones. You have acquired added prestige and honor as a loyal, patriotic American.

You arrived at Fort Ord as a civilian. You depart as a soldier basically trained as an infantryman and prepared to continue training as a member of an Army team. You are a qualified member of the Army. Take pride in the Army and walk proudly. You share the responsibility for the reputation of this Army, one with sacred traditions and a proud and glorious history established by our predecessors, the soldiers who defended our country so successfully in the past.

I trust we will serve again, both as soldiers and citizens. Whatever your endeavors, and wherever you go, may you walk with God.



Assistant Division Commander
BRIG. GEN. CYRUS A. DOLPH III



Commanding General, Fifth Division Artillery
BRIG. GEN. JOHN D. F. PHILLIPS



Chief of Staff
COL. THOMAS N. SIBLEY



Aerial view of Fort Ord



Headquarters



New barracks completed



Service Club

HISTORY OF

Fort Ord, located in the historically rich and scenic Monterey Bay area, is one of the nation's permanent Army posts. It covers more than 28,600 acres, ranging from rolling plains to rugged hills that make it ideal for the post's Infantry training mission.

The post, named after Major General Edward Cresap Ord, is on the Monterey Bay, a few miles from the communities of Monterey, Pacific Grove, and Carmel on the peninsula, and 14 miles from Salinas, hub of a rich agricultural valley. San Francisco is 115 miles north of Fort Ord and Los Angeles is 340 miles southward.

General Ord achieved fame as an Indian fighter and Civil War commander. He served with Fremont's army and was a lieutenant when the present site of the near-by Presidio of Monterey was developed. He distinguished himself during the Civil War in the Battle of Iuka, operations against St. Petersburg and the capture of Fort Harrison.

Fort Ord's beginning dates back to 1917 when the government bought 15,324.5 acres for about \$16,000 near what is now the post's East Garrison and it was known as the Gigling Reservation. The name Gigling was that of a German family that once lived in the area. It was bought primarily for use as a maneuver area and field artillery target range for the 11th Cavalry and the 76th Field Artillery which were then stationed at the Presidio of Monterey.

Except for a well and caretaker's house in the center and a few camp-sites, no improvements were made on the Gigling Reservation until 1938.

The first real work on the reservation started under the direction of the late Colonel (later Major General) Homer M. Groninger. With the aid of the WPA he built a large camp about a mile east of the Gigling railroad spur and cleared brush areas for future construction.



The Soldiers Club

FORT ORD

In 1940, the WPA built concrete mess halls and wooden barracks and tent platforms in the East Garrison. During that same year, work began on the million dollar Soldiers' Club. It was a project that had been conceived by General Joseph Stilwell, then commanding the 7th Infantry Division. WPA grants and donations from soldiers helped finance the building which was completed in September, 1943.

On August 15, 1940 Camp Ord was renamed Fort Ord, becoming a permanent Army installation.

A building contract for almost \$3,000,000 was awarded in August, 1940, to construct barracks in the present main garrison area for the newly activated 7th Infantry Division which began training in July at Camp Ord.

During World War II, the post was a staging area for many famous fighting divisions and units. Fort Ord was visited by the 35th, 43rd, 3rd, and 27th Divisions as well as many other smaller units. At one time more than 50,000 troops were on the installation, although the average strength was about 35,000.

Following World War II, activity at Fort Ord assumed a slower pace. It became the home of the 4th Replacement Training Center in 1947. That was the framework for the re-activated 4th Infantry Division organized shortly afterward. Soon the 4th found itself in the role of training soldiers for the Korean conflict. In September, 1950, however, the 4th moved to Fort Benning, Ga., and the 6th Infantry Division was re-activated here.

In 1949 Congress appropriated more than \$26,000,000 in funds to provide the post with permanent buildings in place of temporary ones built during the war years. The building program got under way toward the latter part of that year.



HISTORY OF THE 5TH INFANTRY DIVISION





The 5th Infantry Red Diamond division was organized on 1 December 1917 at Camp Logan, Texas, and moved overseas during May 1918 to see action in the Anould, St. Die, and Villers-en-Haye sectors of Lorraine and in the St. Mihiel and Meuse-Argonne operations. After the

Armistice the division occupied Luxembourg, returning to the United States in July 1919 for demobilization.

The division came into being again on 24 October 1939 upon activation at Fort McClellan, Ala. It shifted to Fort Benjamin Harrison, Ind., in May 1940, and to Fort Custer, Mich., in December 1940, and took part in the Tennessee maneuvers August-October 1941. In September 1941 the 10th Inf. was sent to Iceland to be joined later in 1941 and 1942 by the remainder of the division. In August 1943 the 5th division moved to the British Isles.

After extensive preparations and training the division landed on Utah Beach 9 July 1944, and four days later took up defensive positions in the vicinity of Caumont. Launching a successful attack at Vidouville, the division drove on southeast of St. Lo, attacked and captured Angers, pushed across the Seine River at Fontainebleau and across the Marne to seize Rheims 30 August and positions east of Verdun. The Red Diamond division then prepared for the assault on Metz. In mid-September, a bridgehead was established and secured across the Moselle River, south of Metz in the face of very heavy opposition. On 9 November, Metz was reduced after a heavy 10-day battle.

The division crossed the German border 4 December 1944, captured Lauterbach, and elements reached the west bank of the Saar before moving to assembly areas. On 16

December the Germans launched their winter offensive and the division was thrown in against the southern flank of the Bulge, helping to reduce it by the end of January 1945. In February and March the division drove across the northeast of the Saar, cracked through the Siegfried Line, reached and crossed the Rhine River, and continued on to Frankfurt-am-Main clearing and policing the town and its environs. In April the division took part in clearing the Ruhr pocket and drove across the Czechoslovak border on 1 May, reaching Volary and Cimpeck as the war in Europe ended. The division (nicknamed "Red Devils" by the Nazis) had credited 270 days in combat.

Returning to the United States the division was inactivated at Camp Campbell, Ky., on 20 September 1946. It was reactivated 15 July 1947 at Fort Jackson, S. C., and served as a basic training division until was inactivated 30 April 1950. Again the division was reactivated as a basic training division at Indiantown Gap, Pa., on 6 April 1951, and later inactivated on 1 September 1953. Finally the Red Diamond division was reactivated on 25 May 1954 at Augsburg, Germany, to serve as part of the US Forces in Europe under NATO.


While serving in Southern Bavaria, the division constantly underwent field training to remain at the peak of combat readiness. As a portion of the US military might available to NATO the division participated in extensive maneuvers and unit training exercises.

During January, February, and March 1956, the 5th changed places with the 11th Airborne Division as part of "Operation Gyroscope" coming to Fort Ord, Calif.



THE TRANSITION

The transition from civilian to soldier is achieved with amazing swiftness. Immediately the new arrival is fully clothed and equipped; his hair is promptly cut; he is immunized against disease. In brief, he is quickly prepared to begin learning the trade of the U.S. infantryman.











NEW SKILLS. . . .

One of the first lessons the trainee learns is pride in the uniform. Similarly, inside his barracks, he learns the importance of teamwork and cooperation, both of which will prove indispensable in the training ahead.






NEW LODGING



ARMY LIFE



The classroom



Traveling on foot

If the first few days of the new soldier's life are strenuous, the eight weeks ahead will not be much different. For the trainee has many things to



REALLY BEGINS

Lecture and demonstration

learn. He must learn the machine-gun, the bayonet, the M-1 rifle, chemical warfare and a long list of allied subjects as well.



Practice, over and over again



Learning by experience



Stay awake!



Bull's-eye



On guard!



MILITARY DRILL



Steady!

Immediately upon the trainee's arrival, training in military drill begins. Fundamentals come first. They involve movements of arms and legs. Next the trainee must learn to drill in unison with his squad. By degrees, then, he advances to platoon and company drill, battalion and regiment. Here, too, teamwork is foremost.



Dress right!



Cover!



Parade rest!



Cadence count!



Left, right — left, right!

PHYSICAL TRAINING

Good morale is closely related to physical fitness. Because, the well-conditioned soldier has confidence in his own ability and in that of his unit. Thus physical training is an integral part of the trainee's life.





Close fit is essential

The soldier must be ever alert to the possibility of enemy gas attack. For this reason every trainee learns to identify various chemical agents; he learns their characteristics as well as the proper protective measures against such agents. During instructions the importance of the gas mask is repeatedly emphasized. So also is the swift application of first aid.

Learning what it's like in . . .



the tear gas chamber



C B R



Training in map reading and compass is designed with two purposes in mind: first, to enable the soldier to properly orient himself at all times; and second, to enable him to move from one geographical location to another when conditions demand.




Magnetic north!



Again lecture and demonstration



MAP READING



U.S. RIFLE

The butt



The rifle caliber .30, M-1 is the basic arm of the United States infantryman. So the trainee must concentrate on mastering this weapon. In order to do so he devotes approximately a fourth of his time learning to fire the M-1. Though weighing only

The trigger housing group



The trick is in knowing how



CAL. 30, M-1


nine pounds, the M-1 is highly accurate at long range and capable of great firepower. Instructions in care and use begin logically with assembly and disassembly.



Where does this part go?



The prone position




The loop gives support



Sighting & Aiming

From the classroom the trainee moves out to the Rifle Instruction Circle (RIC). Here he begins to learn the four basic firing positions—standing, kneeling, sitting and prone.

Before going on the range the soldier must know what to look for when he peers through the sights of his M-1. Further preliminary instructions include sight pictures, triangularization boards and how to use the sighting and aiming bar.



The coach-and-pupil method



and Positions



EXPERT QUALIFICATION BADGE

213 230
195 200
200 200

BATTLES ARE WON BY SOLDIERS WHO SHOOT. THIS BADGE IS THE MARK OF A SOLDIER WHO SHOTS WELL. WEAR IT PROUDLY, SOLDIER!



Trainees await their turn



ON THE

After the RIC the next phase of rifle training is enacted on the 1,000-inch range. Here for the first time the trainee uses live ammunition. And here he begins to apply principles learned in previous drills.





RANGES

The real test of the trainee's proficiency with the M-1 takes place on the known-distance range. Now he formally qualifies for record at distances of 200, 300 and 500 yards. All he has learned—correct breathing, trigger squeeze, proper positions—is brought into play



Blackening sights



The score





Transition

With firing on the known-distance range behind him, the trainee is now ready for marksmanship in the field. Transition firing presents new problems under new conditions. Gone is the familiar bull's-eye. Now the trainee is confronted with life-sized targets that leap up without warning, at unexpected distances. On the transition range accuracy alone is not enough. It must be coupled with instant reflexes.





There it is!

Firing



THE CARBINE



The carbine offers the ground soldier a comparatively light rapid-firing weapon characterized by accuracy at close range. Training in the care and use of the carbine is similar to that for the M-1.

The prone position, by the numbers



The coach-and-pupil method again



SIGNAL COMMUNICATIONS

Communications are the nerves of an army. Trainees must be familiar with at least the problems involved in establishing them. Instructions in signal communications cover the use of the field telephone, sound power phone and the handie-talkie. They also include how to lay telephone wire under combat conditions.



Learning to use the field telephone



... and the handy-talkie



ROCKET

An overall view of firing line and targets




The rocket launcher is operated by two men functioning as a team. All trainees must be familiar with the launcher; for it furnishes the ground



Masks protect eyes and face



The rocket launcher is operated by two men



LAUNCHERS

soldier with a weapon of tremendous striking force, one especially potent against hostile tanks and armored vehicles.



A perspective view of the firing line




CLOSE



In attack the mission of the infantryman is to close with the enemy and either capture or destroy him. This principle is the nucleus of instructions in close combat.

Crawling cautiously forward — then the assault




COMBAT



In conjunction the trainee is taught the value of teamwork and firepower when attacking an objective. He learns how to utilize supporting fire and terrain as well.



The hand grenade is used in close





Rest!

On guard!



The bayonet course

BAYONET

The bayonet is essentially an offensive weapon; so aggressiveness is the watchword throughout. Skill with the bayonet promotes confidence and enables the soldier to defend himself, disarm his enemy and destroy him.






The bayonet charge

TRAINING



HAND GRENADES

The hand grenade is essentially a close combat weapon. Trainees receive intensive schooling in the three types of grenades—fragmentation, concussion and smoke.



Attaching the rifle grenade



RIFLE GRENADES

Gunpowder instead of muscle is the propelling force behind the rifle grenade. Its range and impact are therefore greater than those of the hand grenade. Capable of both high angle fire and flat trajectory fire, the rifle grenade greatly intensifies the infantryman's firepower.





The squad is the basic tactical military unit. Accordingly each member of the squad must be well trained in the rudiments of ground warfare. All trainees practice maneuvering day and night with their squads. Battle conditions are closely simulated.




After the barrage, the attack

Inching forward




SQUAD

Closing in on an enemy stronghold





TACTICS



Demonstrator with oversized gun



THE LIGHT

High rate of fire is a characteristic of the light machine gun, caliber .30. Extremely mobile, it gives the infantryman a powerful weapon on either defense or offense. Training covers field-stripping, head-spacing and actual firing.

Trainees practice field stripping



Pasting up targets


MACHINE GUN



Loading belts

FIELD SANITATION

Life in the field can be relatively pleasant—provided certain rules are observed. All trainees must learn to maintain standards of cleanliness and sanitation, even under adverse conditions. The health and comfort of troops depend on observance of such standards.




The lister bag for purified water



CHOW IN THE FIELD

Today food served by the army is both healthful and appetizing. During the more active phases of training nothing is so welcome to the soldier as sight of the field kitchen with steaming hot chow.



CAMOUFLAGE & CONCEALMENT



Foliage, shadows, terrain—these are the basic tools used in effective camouflage and concealment. By means of lecture and practice in the field trainees learn how to camouflage positions, vehicles and emplacements. They learn valuable tricks and deceptions which fool the enemy and lead to his destruction.



Camouflaging a fox hole

B I V O U A C



The trainee must learn how to adjust himself to life in the field. Bivouac is useful in this respect since it embraces the full scope of outdoor life. It shows the trainee first-hand what conditions in the field are like and teaches him how to cope with such conditions.



A cold drink is a welcome tonic

MINES AND



Probing for mines with bayonets



Ignorance of mines and booby traps can be hazardous. Thus all trainees must be familiar with the characteristics and uses of these weapons. After lecture and



BOOBY TRAPS



How to make a booby-trap out of a grenade

demonstration, trainees practice in the field. They learn how to detect enemy mines and booby traps and they learn how to neutralize them.



The mine detector in operation





Navigating warily under barbed wire

INFILTRATION COURSE

The Infiltration Course as viewed by the machine-gunner



The painstaking process of crawling forward



Each trainee must pass through the infiltration course. Here he crawls cautiously forward on his stomach while machine-gun bullets sail overhead. Introduced to the sound and smell of battle on the infiltration course, the soldier is thus steeled against the initial shock of combat.



A simulated shell burst



OFF-HOUR

The Army maintains a reasonable balance between work and play. Excellent recreational facilities are available on post. They include libraries, tennis courts, golf courses, gymnasiums, baseball diamonds and gridirons. After the first four weeks, passes into town are a welcome break in the routine.



A striking backdrop of sea and mountain



The harbor of Monterey



ACTIVITIES



The Post Library is well stocked




S P O

Sports within the Army are traditionally popular; and competition is keen. The will-to-win promoted by athletics is characteristic of the soldier.



RTS



PHYSICAL TRAINING TEST



Pull-ups




Strengthening the midriff

In order to withstand the rigors of ground warfare, the soldier must have determination, stamina and well-conditioned body. Physical training tests decide if the trainee is thus qualified.



Push-ups



PROFICIENCY TESTS




Trainees check their knowledge of the compass

Proficiency tests are a concentrated capsule review of the soldier's basic training. They indicate whether or not the trainee has absorbed the fundamentals of the infantryman's trade. Having successfully passed these tests, the soldier is then ready for more technical and advanced training.



Loading the rocket launcher



A check for windage



Frequent inspections cover barracks, equipment, clothing and the trainee himself. Inspections help maintain the high standards characteristic of the military profession. They advance morale and so the general effectiveness of the soldier.

INSPECTIONS





Practice company formation



Forming for review

PASS IN REVIEW



Division review on Armed Forces Day.

PHASE OUT



When the trainee completes his basic training his service record is brought up to date and his equipment thoroughly checked. Meanwhile he stands by for the next assignment, ready for stateside duty or work overseas. In either case he departs a qualified member of the United States Army.



FAREWELL FORT ORD





THE SOLDIER'S PRAYER

Almighty God, Our Heavenly Father, though dedicated throughout our lives to the cause of peace, we now begin to learn the course of war. In Your Name, and in defense of Your doctrines, we now exchange the pen for the sword, the book for the gun, the warm and friendly comforts of home for the cold and trying hardships of the field.

At this time we pray for strength to follow in the footsteps of the founding fathers in proclaiming anew the right to live, to work, and worship in

freedom. Guide us so that we may train and grow into men endowed with courage, steeped in honor, rooted in deep patriotism, and consecrated to the Divine principles of human rights. Imbue us with a greater love and respect for Your Holy Name. And in all things teach us to conduct ourselves so to merit Your continued favor upon us, our homes and our nation.

Be Thou ever near us in all our endeavors and finally, through Thy Grace, grant us peace and victory. Amen.

2nd



INFANTRY REGIMENT

Your first few months in the Army have been spent with the 2d Infantry. We sincerely hope that as you look back on that stay, through this book, that it brings many fond and pleasant memories to your mind.

While training at Fort Ord is demanding of the individual, we feel that it is outstanding training. We know that when you joined your new organization after leaving us that you were properly trained and ready to accept your new responsibilities. Accept these responsibilities, seek to learn more and improve yourself, and your military service will be rewarding and of great future benefit to you.

Good luck to you in your future assignments and God-speed.

HENRY K. BENSON
Colonel Infantry
Commanding



HISTORY OF THE 2nd

The 2d Infantry was authorized by Act of March 3, 1791; organized, trained and sent into the first of many Indian Campaigns on Nov 4, 1791. This first action was the battle of Maumee Fords, Ohio which was followed by intermittent action for the following eight years. In 1799 a period of building and exploring became the lot of the 2d Infantry. Noteworthy at this time is the fact that Zebulon M. Pike was assigned to the 2d Infantry—the same intrepid individual for whom Pikes Peak, Colorado is named.

In 1803 President Thomas Jefferson foresaw trouble with Laussat, French Governor of the Louisiana Territory. To forestall this trouble, he sent for four companies of the 2d Infantry who oversaw the transaction of the Louisiana Purchase between Governor Laussat and Governor William C. C. Claiborne.

During the War of 1812, the Regiment participated with great valor and success in six major battles including the decisive defeat of the British at New Orleans and the brilliant defense of Ft. Bowyer, Alabama where 130 infantrymen of the 2d Infantry withstood the siege of 1300 British troops and four vessels of war.

Following the War of 1812 came the Black Hawk War and in 1839, a decisive victory over the Seminole Indians in Florida. On March 9, 1847 the 2d Infantry participated in the capture of Vera Cruz during the Mexican War. In swift succession followed Cerro Gordo, San Antonio Contreras, Churubusco, Chapultepec and Molina del Rey. At the capture of Chapultepec, wood was taken from the Mexican flagstaff to replace the broken Sgt. Major's Baton presented to the Regiment in 1843 by Lt. Col. Bennett Riley. This baton is presently on exhibit in the 2d Infantry Trophy Room.

After the Mexican War the 2d Infantry went to California, Idaho and Oregon to protect gold seekers from molestation by the Indians. This duty completed, Fort Leavenworth, Kansas (named for Maj. Henry Leavenworth, 2d Inf. 1815-1818) became the home station for training duties. On 30 April 1861 President Lincoln sent word to the Commander of the 2d Infantry to recruit and enlist a minimum of 10,000 men "for the protection of the interests of the United States." This opened the phase of duties of the 2d during the Civil War.

The close of the Civil War found the 2d Infantry depleted to a total of less than 100 officers and men through combat actions which included twenty-three major engagements with the enemy such as both battles of Bull Run, Gettysburg and many others. In 1877 the Regiment was again sent west to quell an uprising of the Nez Perce Indians. In April 1898 the 2d Infantry went to Cuba to take part in the Spanish American War. During the battle of San Juan Hill, Colonel "Teddy" Roosevelt wrote a friend concerning the 2d Infantry, to wit: "As fine a lot of men as ever came together and worth any three regiments of state troops." The battle of Santiago concluded the War and the 2d Infantry was sent home, only to be sent to the Philippine Islands to quell the Insurrection.

After participating in twenty-seven separate engagements, it was again sent to the United States to remain only two years before being returned to the Philippines for occupation duty which lasted until 1908. In 1911 the regiment was sent to Hawaii where they performed guard duty on interned ships and acted as the provost force for Honolulu until 1918. Thus the first World War was the first war in which the United States participated without the 2d Infantry seeing combat action. Training assignments in the United States followed until 1942 when the 2d was sent to Reykjavik, Iceland with the mission of guarding the entire Western half of the Island. In 1943 they went to



INFANTRY REGIMENT

Ireland, Scotland and England to train for the forthcoming invasion of the continent. On July 6, 1944 the 2d landed on Omaha Beach and on 13 July S/Sgt. Bass, Service Company, 2d Infantry became the first person of the 5th Division to be killed in action.

The amazing total of 275 towns, 20 river crossings and the capture of 22,103 prisoners of war followed. The 2d Infantry lost a total of 3745 officers and men through battle causes. The armistice found the Regiment still advancing against the enemy in Volary, Czechoslovakia. Returning to the United States on 18 July 1945 they performed routine training missions until their deactivation in 1953. In May 1954 the regiment was reactivated in Munich, Germany where they compiled an outstanding record for occupation troops, winning the LeClerc Rifle firing trophy against international competition for three years in a row, compiling an all time reenlistment record for the European Command and being recognized as one of the outstanding regiments in Europe in combat training and effectiveness. On 18 February 1956 they returned to Fort Ord, California as a member of the newly constituted Gyroscope movements. Routine training of recruits followed to the present time.

During their long and glorious history, the 2d Infantry was awarded a total of 45 campaign streamers which are listed below.

CAMPAIGNS

WAR OF 1812

Canada
Chippewa
Lundy's Lane
Alabama 1814

INDIAN WARS

Miami
Seminoles
California 1850, '51, '52
Nez Perces
Bannocks
Pine Ridge

MEXICAN WAR

Vera Cruz
Cerro Gordo
Contreras
Churubusco
Molino del Rey
Chapultepec

CIVIL WAR

Bull Run
Missouri 1861
Peninsula
Shiloh
Mississippi 1862
Virginia 1862, 1863
Manassas

CIVIL WAR (con't.)

Antietam
Kentucky 1862
Fredericksburg
Murfreesboro
Chancellorsville
Tennessee 1863
Gettysburg
Chickamauga
Chattanooga
Georgia 1864
Wilderness
Spotsylvania
Atlanta
Cold Harbor
Petersburg

WAR WITH SPAIN

Santiago
Philippine Insurrection
without inscription

WORLD WAR II

Normandy
Northern France
Rhineland
Ardennes-Alsace
Central Europe




REGIMENTAL SYMBOLS


MOTTO

Noli Me Tangere


(Do Not Touch Me)



CREST—On a wreath of the colors
a lion passant guardant or.



SHIELD—Or, on a saltire azure between in fess
a cross patee and a five-bastioned fort gules
and in base a giant cactus vert; two arrows in
a quiver proper crossed with a bolo argent
hilted sable.



INSIGNIA—The Canadian campaigns of
the War of 1812 are shown by the lion crest.
Service in the Civil War is shown by the
blue cross, from the Confederate flag, and
the red cross patee, the badge of the 18th
Division, V Corps, in which the regiment
served during the greater part of that war.
Service in the Mexican War is shown by the
cactus, in the Spanish War by the five-
bastioned fort, the badge of the V Corps in
Cuba. The Indian campaigns are shown
by the arrows and quiver and the bolo is
for service in the Philippine Insurrection.

BATTALION STAFFS



FIRST BATTALION

L. to R. Major David B. Wright, Executive Officer; Lt. Col. Earl E. Danley, Commanding Officer.



SECOND BATTALION

L. to R. Major Leonard Lowry, Executive Officer; Lt. Col. Marcus W. Adams, Commanding Officer.



THIRD BATTALION

L. to R. Major Hubert M. Nance, Executive Officer; Lt. Col. Richard J. Byrne, Commanding Officer.

HEAVY MORTAR COMPANY

SECOND INFANTRY REGIMENT

FORMATION DATE: 18 March 1957—GRADUATION DATE 11 May 1957



1/LT. MIKE E. NEICOFF
Company Commander



1/LT. RICHARD C. WILLIAMS
Reconnaissance Officer



2/LT. CLARENCE CUNNINGHAM
Platoon Leader



SP3 MARCELLUS J. ANDERSON
Company Clerk



SFC CARL C. HARRELL
Supply Sergeant



SFC JAMES E. BILLINGS and COOKS
Mess Steward




SGT. DONALD R. BULEY
Instructor



Platoon Sergeants

YOUR COMPANY ALBUM





Frank A. Abacherli
 Arnold P. Acosta
 Richard F. Aiken
 Kenneth E. Akers
 Pedro M. Alvarado



Rosalez Antonio
 Raul Aparicio
 Donald E. Ashburn
 Charles W. Askov
 Eugen O. Bergmann



Robert Bigelow
 Robert J. Bledsoe
 Stanley R. Bondoc
 Giovanni Bonetti
 Lewis W. Brandon



John W. Bright, Jr.
 Philip M. Buchanan
 William L. Cagle
 Gene A. Calhoun
 Kurt I. Carlson



Jack B. Carrigan
 James L. Case
 Franklin Choset
 William B. Chun, Jr.
 Eugene D. Collins





PHYSICAL TRAINING
AND
INOCULATIONS



5

Dennis A. Cook
Carlos M. Corral
Robert S. Cortez
Paul H. Cotner
Jesse E. Cox



Eugene Craig
Dale A. Cutter
Gary E. Davis
John E. Davis
Terry R. Delandreae



Alvion E. DeLong
John A. De La Vega
Robert L. Desselle
John W. Dinsmore
Loran C. Dockter



John Douglas
William C. Dyer
Oliver M. Edwards
Albert P. Eggers
Andres L. Fierro



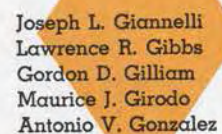
Chet C. Fisher
Leslie I. Frailich
Felipe G. Garcia
Leonard A. Garcia
Ted R. Garrison



5

THE M-1 RIFLE





Joseph L. Giannelli
Lawrence R. Gibbs
Gordon D. Gilliam
Maurice J. Girodo
Antonio V. Gonzalez

David G. Graybeal
Donald D. Grey
Bob G. Griggs
William G. Grogan
Martin Gutierrez, Jr.


Robert B. Halladay
James D. Hamerly
Herbert A. Hammons
John M. Hand
Louis J. Harrison

Jackie D. Hart
Dewey E. Hayes
William B. Hayes
Clarence Helgeson
Joe Hernandez, Jr.

John A. Herrera
James E. Hill, Jr.
Ronald J. Hill
Theodore E. Hobbs
Everett E. Hollingsworth



BAYONET TRAINING



5

Clifford D. Holton
Bailey G. Howard
Lawrence E. Hudson
Donald Hurd
Walter Irion

Richard T. Jacobs
Stanford L. Jacobson
Howard M. Jenkins
Gary R. Jermann
Billy G. Johnson

David D. Johnson
Ralph S. Johnson
Roy A. Jones, Jr.
Francis L. Karst
Frank C. Kent, Jr.

William D. Kenyon
Fred L. Ketner
William F. King
Stanley M. Kingsberg
Robert Kirven, Jr.

Errol H. Kister
Franklin R. Klier
Ronald H. Korn
Pete D. Kountanis
Frank D. Latus






TRANSITION FIRING





Stephen H. Lawhorn
 Mickey P. Lawson
 Carlos A. LeClaire
 Howard Lee, Jr.
 Richard E. Lee



Wesley J. Lewis
 Richard A. Lins
 Philip E. Lloyd
 Manuel I. Maese
 James B. Mahaffy



Boyd A. Mahan
 Scolini Mario
 Daniel V. Martinez
 Charles H. Mathis
 James F. McDonald



Orvall D. McKimmey
 Raymond A. Menendez
 Clifford E. Meyer
 Clinton Miller
 Robert H. Miinch



Hans P. Mohrdieck
 James E. Moody
 James E. Mooney, Jr.
 Leonard L. Moore
 Roger L. Moore



FIELD CHOW



5

Stephen H. Moran
Louis R. Moretto
Harold A. Morford
David R. Moritz
Forrest G. Motter



Paul G. Myers
Robert G. Nannetti
Manuel D. Narag, Jr.
William Neder
Virgilio T. Nobida




Michael J. O'Grady
Gilbert E. Ontiveros
J. B. Parker
Jack S. Overstreet
Eddie Parson




Shannon Percy
Leo V. Perkins
James A. Perry
Wolfgang P. Petermann
Andrew S. Petro



Charles L. Pittullo
Forrest D. Plummer
Louis Poloni
Donald L. Priest
Raymond Ramirez, Jr.







Martin J. Reedy
 Patrick J. Reidy
 Robert D. Reimer
 Michael G. Resburg
 Virgil D. Ribordy



Norman L. Rice
 John W. Richardson
 Ron R. Riggs
 Jose R. Rios
 Richard L. Roberson



Sergio G. Robles
 Raul Y. Rodriguez
 Steve G. Rodriguez
 Harold W. Rollins
 Juan Romero, Jr.



Fred R. Roos
 Robert J. Roos
 Jack E. Roper
 Jerry D. Roper
 Richard R. Rosenzweig



Joseph Rotcher
 Robert Rowe
 Manuel S. Ruiz
 Marion D. Rush
 Robert T. Rust



5
OPEN HOUSE



Agustin V. Salas
 Jose A. Sanchez
 Ronald O. Sanders
 Raymond L. Sangston
 Louis A. Sapien

Ronald E. Saunders
 Gordon P. Sawyer
 Carl O. Schmidt
 Harvey W. Schmidt
 George L. Scott

Steve C. Seitz
 Richard A. Shaw
 Clarence R. Shields
 Robert N. Shindell
 Earnest R. Shrader

Mickey J. E. Shriver
 Donald L. Sibert
 Robert L. Simmons
 Billy F. Slayton
 Frank G. Small

Alfred L. Smith
 Floyd A. Smith
 Neal J. Smith
 William E. Smith
 William E. Snow






Robert Soppe
 Donald M. Sowa, Jr.
 George L. Stanfield
 Stewart H. Steere
 Freddie J. Stilwell



James H. Stokes
 Richard E. Suess
 Willie Suzuki
 Robert L. Swink
 Willie C. Taylor



Harold A. Teal
 Dale E. Thomas
 Adrian W. Tipton, Jr.
 Thomas J. Torske
 Gene A. Tucker



Rex R. Waggoner, Jr.
 Gerald G. Walker
 James D. Walker
 Douglas J. Watson
 Clay G. Wattle



Harold J. Weitzel
 Robert M. Wells
 Donald E. Whitaker
 Richard A. Wieber
 Willie Reed, Jr.



Joseph W. Williams
 Malcolm E. Willits
 Martin Winkler
 Robert W. Wise
 John K. Wood



Walter W. Wright
 Henry H. Yamamoto
 William C. Yapp



MISCELLANEOUS

IEWS





GO ARMY... AND GROW!

YES...soldiers grow in the Army! With basic done, each member of this graduating class leaves a bigger man. A man who has grown in self-confidence, in team spirit, in know-how. And with his new assignment, each man will *continue* to grow, enjoying new opportunities—broadening horizons. The following pages show how this class will *make* time, not mark time, in the Army!

GROWTH THROUGH


ARMY SCHOOLS teach more different kinds of subjects than perhaps any other single school, college or university in the world. In the vast network of Army technical schools, over 500 courses are offered—everything from accounting to welding. Those trainees taking technical courses are taught by top professionals. In their classrooms and laboratories, they use the most modern equipment in the world. Still other trainees are taught on the job itself. They learn by *doing*.

Whichever training a soldier is given, one thing is certain—he will grow into an expert in his field, with the skill that assures a job well done.

Surveying his Army future




JOB TRAINING



Focusing on a Medical Career

Mechanics tune up for a smooth running job



GROWTH THROUGH TRAVEL

THE ARMY PROVIDES many travel opportunities. Assignments taking a soldier to various parts of this country may be only a prelude to a tour overseas... where a soldier will have ample time to really explore an exciting foreign land. Wherever his duty takes him, he will see new sights, learn new customs, make new friends. Traveling and observing different ways of life give a soldier a new perspective on his own.



A relaxing moment in Japan



On the slopes in a foreign land



A birdseye view of a German town

GROWTH THROUGH EDUCATION



"Here's a good course for you!"

THERE ARE three Army roads to knowledge. First—the United States Armed Forces Institute, which conducts the largest correspondence school in the world. Through USAFI, thousands of soldiers finish their high school education. A second Army program offers courses at many civilian schools and colleges which may be attended in off-duty time. An ambitious soldier may even get his college diploma by this method. Finally, there are Education Centers in hundreds of Army camps and posts, daily teaching subjects the soldiers themselves have chosen. Through these three programs, soldiers have an opportunity to carry their education just as far as they wish.




"Hey, we passed!"



"Read any good books lately?"


GROWTH THROUGH CHARACTER GUIDANCE



THE SPIRITUAL and moral character development of every soldier is extremely important to the Army. The opportunity for a soldier to worship in his own religious faith is a fundamental part of Army life. Many active programs are conducted by Protestant, Catholic and Jewish chaplains. There is always a sympathetic counselor ready to help any soldier with his religious or personal problems.


In addition, Army discipline builds the moral fiber of each soldier. It is discipline that develops self-control, self-respect, and self-reliance—discipline that creates clean-minded, clean-living soldiers.

The Army's character guidance program, with its strong spiritual and moral foundation, serves as a valuable lesson in developing good citizenship in every soldier.



GROWTH THROUGH LEADERSHIP

THE ARMY is eager to develop young officers from enlisted ranks. Its Officer Candidate Courses are always open to properly qualified enlisted men. While every soldier cannot become an officer, each man has an equal chance and each will be given promotions as they are merited. With every step up the ladder, a soldier becomes capable of handling greater responsibility. His self-confidence increases and so does his stature as a leader. He knows what it means to "Go Army...and grow!"






TO THE PARENTS:

CONGRATULATIONS! With the completion of his basic training, your son has taken an important step forward. He will now have the chance to grow in the many areas we have already indicated. When he comes back to you, he'll be a bigger person in every way. You'll notice the difference and be proud of him. And should he reenlist at the end of his present term, he will be eligible for any opportunities he may now have missed. He will have an opportunity to choose his technical training, his branch of service or his travel—new opportunities to plan a rewarding service career.

The next time your son is home, why not discuss the possibilities of an Army career with him? Weigh the pros and cons together. Compare his prospects in civilian life with the many benefits the Army offers...benefits that increase with service. The Army provides a rich and rewarding future... a career worthy of the most serious consideration by both you and your son.









WILEY-INTERSCIENCE
A JOHN WILEY & SONS PUBLICATION